



METRO MIDSAYAP WATER DISTRICT

Ang Tubig ay Mahalaga. Huwag Mag-aksaya.

Republic of the Philippines
Metro Midsayap Water District
007 Poblacion 8, Midsayap, Cotabato 9410
Phone: (064) 229-6215 | Fax: (064) 521-4459
Email: metromidsayapwaterdistrict@yahoo.com.ph
www.metromidsayap-water.gov.ph

METRO MIDSAYAP WATER DISTRICT

Statement of Cash Flows

As of December 31, 2018

(With Year-To-Date and CY 2017 Comparative Figures)

	2018	2017
Cash Flows From Operating Activities		
Cash Inflows		
Collection of Income/Revenues	2,868,083.32	3,338,481.10
Collection of Receivables	47,308,791.57	41,953,785.63
Other Receipts	3,366,323.60	3,085,464.71
Total Cash Inflows	53,543,198.49	48,377,731.44
Cash Outflows		
Payment of Expenses	14,494,332.00	12,439,630.56
Purchase of Inventories	242,517.53	313,556.80
Payment of Accounts Payable	22,592,279.29	18,832,577.40
Remittance of Personnel Benefit Contributions and Mandatory Deductions	3,560,798.39	4,056,773.64
Other Disbursements	6,125,714.22	5,318,423.89
Total Cash Outflows	47,015,641.43	40,960,962.29
Net Cash Provided by (Used in) Operating Activities	6,527,557.06	7,416,769.15
Cash Flows From Investing Activities		
Cash Inflows		
Receipts from LWUA Assistance	-	-
Total Cash Inflows	-	-
Cash Outflows		
Purchase/Construction of Property, Plant and Equipment	4,759,981.11	1,270,320.46
Total Cash Outflows	4,759,981.11	1,270,320.46
Net Cash Provided by (Used in) Investing Activities	(4,759,981.11)	(1,270,320.46)
Cash Flows From Financing Activities		
Cash Inflows		
Proceeds from Domestic and Foreign Loans	3,374,407.00	-
Total Cash Inflows	3,374,407.00	-
Cash Outflows		
Payment of Long-Term Liabilities	2,937,115.00	3,242,540.00
Payment of Interest Expense (BTR/NG Debt)	809,088.08	957,460.00
Total Cash Outflows	3,746,203.08	4,200,000.00
Net Cash Provided by (Used in) Financing Activities	(371,796.08)	(4,200,000.00)
Increase (Decrease) in Cash and Cash Equivalents	1,395,779.87	1,946,448.69

Prepared by:

DENNIS P. PRONGCO

Senior Accounting Processor A

Reviewed and Verified by:

DERNA E. DUMASIS, MMPA

Administrative and Commercial Division
Division Manager C

Approved for Submission/Released by:

CAROL S. TOLENTINO, CPA, MMPA

General Manager C



METRO MIDSAYAP WATER DISTRICT

Ang Tubig ay Mahalaga. Huwag Mag-aksaya.

Republic of the Philippines
Metro Midsayap Water District
007 Poblacion 8, Midsayap, Cotabato 9410
Phone: (064) 229-8215 | Fax: (064) 521-4459
Email: metromidsayapwaterdistrict@yahoo.com.ph
www.metromidsayap-water.gov.ph

METRO MIDSAYAP WATER DISTRICT

Statement of Cash Flows

As of December 31, 2018

(With Year-To-Date and CY 2017 Comparative Figures)

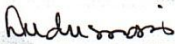
	2018	2017
Effects of Exchange Rate Changes on Cash and Cash Equivalents	-	-
Cash and Cash Equivalents, Beginning	4,887,565.41	2,941,116.72
Cash and Cash Equivalents, Ending (Note 6)	<u>6,283,345.28</u>	<u>4,887,565.41</u>

(This statement should be read in conjunction with the accompanying notes.)

Prepared by:

DENNIS P. PRONGCO
Senior Accounting Processor A

Reviewed and Verified by:


DERNA E. DUMASIS, MMPA
Administrative and Commercial Division
Division Manager C

Approved for Submission/Released by:


CAROL S. TOLENTINO, CPA, MMPA
General Manager C



METRO MIDSAYAP WATER DISTRICT

Ang Tubig ay Mahalaga. Huwag Mag-aksaya.

Republic of the Philippines
Metro Midsayap Water District
007 Poblacion 8, Midsayap, Cotabato 9410
Phone: (064) 229-8215 | Fax: (064) 521-4459
Email: metromidsayapwaterdistrict@yahoo.com.ph
www.metromidsayap-water.gov.ph

METRO MIDSAYAP WATER DISTRICT
STATEMENT OF COMPREHENSIVE INCOME
As of December 31, 2018
(With Year-To-Date and CY 2017 Comparative Figures)

	2018	2017
REVENUE (Note 18)		
Service and Business Income	51,179,293.85	45,473,111.67
Assistance and Subsidy	-	50,000.00
TOTAL REVENUES	51,179,293.85	45,523,111.67
Less: CURRENT OPERATING EXPENSES		
Personnel Services	15,551,901.76	14,067,867.36
Maintenance and Other Operating Expenses	26,637,300.32	23,380,537.52
Financial Expenses	809,888.08	958,620.00
Non-Cash Expenses	2,386,310.99	2,021,494.96
TOTAL CURRENT OPERATING EXPENSES	45,385,401.15	40,428,519.84
SURPLUS (DEFICIT) FROM CURRENT OPERATIONS	5,793,892.70	5,094,591.83
Gains	-	-
Losses	26,005.52	-
SURPLUS (DEFICIT) FOR THE PERIOD	5,767,887.18	5,094,591.83

Prepared by:

DENNIS P. PRONGCO
Senior Accounting Processor A

Reviewed and Verified by:

Derna E. Dumas
DERNA E. DUMASIS, MMPA
Administrative and Commercial Division
Division Manager C

Approved for Submission/Released by:

Carol S. Tolentino
CAROL S. TOLENTINO, CPA, MMPA
General Manager C



METRO MIDSAYAP WATER DISTRICT

Ang Tubig ay Mahalaga. Huwag Mag-aksaya.

Republic of the Philippines
Metro Midsayap Water District
007 Poblacion 8, Midsayap, Cotabato 9410
Phone: (064) 229-8215 | Fax: (064) 521-4459
Email: metromidsayapwaterdistrict@yahoo.com.ph
www.metromidsayap-water.gov.ph

METRO MIDSAYAP WATER DISTRICT

Statement of Changes in Net Assets/Equity

As of December 31, 2018

(With Year-To-Date and CY 2017 Comparative Figures)

	YTD	CY 2017
BALANCE, Beginning of period	19,118,355.06	13,152,192.21
Additions (Deductions):		
Prior period errors/adjustments (Note 5)	(750,912.76)	871,571.02
RESTATED BALANCE	18,367,442.30	14,023,763.23
Additions (Deductions):		
Changes in Net Assets/Equity for the Calendar Year		
Surplus (Deficit) for the period	5,767,887.18	5,094,591.83
National Government Grant		-
BALANCE, End of period	24,135,329.48	19,118,355.06

(This statement should be read in conjunction with the accompanying notes.)

Prepared by:

DENNIS P. PRONGCO

Senior Accounting Processor A

Reviewed and Verified by:

DERNA E. DUMASIS, MMPA

Administrative and Commercial Division
Division Manager C

Approved for Submission/Released by:

CAROL S. TOLENTINO, CPA, MMPA

General Manager C



METRO MIDSAYAP WATER DISTRICT

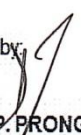
Ang Tubig ay Mahalaga. Huwag Mag-aksaya.


Republic of the Philippines
Metro Midsayap Water District
007 Poblacion 8, Midsayap, Cotabato 9410
Phone: (064) 229-8215 | Fax: (064) 521-4459
Email: metromidsayapwaterdistrict@yahoo.com.ph
www.metromidsayap-water.gov.ph


METRO MIDSAYAP WATER DISTRICT
STATEMENT OF FINANCIAL POSITION
As of December 31, 2018
(With Comparative Figures for CY 2017)

	2018	2017
ASSETS		
CURRENT ASSETS		
Cash and Cash Equivalents and International Reserves (Note 3.3 & 6)	6,283,345.28	4,887,565.41
Receivables (Note 3.2 & 7)	8,761,415.62	8,381,584.08
Inventories (Note 3.4 & 8)	2,223,086.73	2,145,126.97
Other Assets (Note 9)	104,140.09	118,137.93
TOTAL CURRENT ASSETS	17,371,987.72	15,532,414.39
NON CURRENT ASSETS		
Investments	338,987.00	338,987.00
Property, Plant and Equipment (Note 3.5 & 11)	35,151,646.06	29,843,505.51
TOTAL NON CURRENT ASSETS	35,490,633.06	30,182,492.51
TOTAL ASSETS	52,862,620.78	45,714,906.90
LIABILITIES		
CURRENT LIABILITIES		
Financial Liabilities (Note 3.2)	6,916,080.87	8,554,451.41
Inter-Agency Payables (Note 13)	4,646,907.48	3,978,600.11
TOTAL CURRENT LIABILITIES	11,562,988.35	12,533,051.52
NON CURRENT LIABILITIES		
Financial Liabilities (Note 3.2)	10,804,858.52	9,046,732.06
Trust Liabilities	4,191,394.24	3,587,377.48
Provisions	2,168,050.19	1,429,390.78
TOTAL NON CURRENT LIABILITIES	17,164,302.95	14,063,500.32
TOTAL LIABILITIES	28,727,291.30	26,596,551.84
TOTAL ASSETS LESS TOTAL LIABILITIES	24,135,329.48	19,118,355.06
NET ASSETS / EQUITY		
Government Equity	1,708,152.00	1,708,152.00
Retained Earnings/(Deficit)	22,427,177.48	17,410,203.06
TOTAL NET ASSETS / EQUITY	24,135,329.48	19,118,355.06

(This statement should be read in conjunction with the accompanying notes.)

Prepared by:

DENNIS P. PRONGCO
Senior Accounting Processor A

Reviewed and Verified by:

DERNA E. DUMASIS, MMPA
Administrative and Commercial Division
Division Manager C

Approved for Submission/Released by:

CAROL S. TOLENTINO, CPA, MMPA
General Manager C