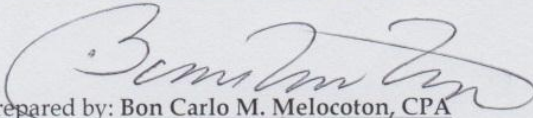
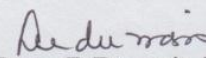



Republic of the Philippines
METRO MIDSAYAP WATER DISTRICT
 007 Poblacion 8, Midsayap, North Cotabato

STATEMENT OF FINANCIAL POSITION
 AS OF SEPTEMBER 30, 2014

	2014	
	September	August
ASSETS		
Current Assets		
Cash and Cash Equivalents	1,272,870.85	3,704,265.35
Receivables, net	5,288,351.67	5,363,853.52
Inventories, net	1,339,527.87	1,506,774.32
Other Current Assets	800.64	499.14
Total Current Assets	<u>7,901,551.03</u>	<u>10,575,392.33</u>
Non Current Assets		
Sinking Fund	338,987.00	338,987.00
Property, Plant and Equipment, net	25,861,201.97	25,944,295.75
Other Assets	46,651.52	46,651.52
Total Non Current Assets	<u>26,246,840.49</u>	<u>26,329,934.27</u>
TOTAL ASSETS	<u>34,148,391.52</u>	<u>36,905,326.60</u>
LIABILITIES AND EQUITY		
Liabilities		
Payables	5,053,241.03	7,332,705.97
Government Agency Payables	122,747.52	57,444.55
Other Current Liabilities	1,127,992.34	1,111,490.06
Loans Payable	14,965,138.89	15,134,261.95
Deferred Credits	415,126.51	418,064.82
Total Liabilities	<u>21,684,246.29</u>	<u>24,053,967.35</u>
Equity		
Government Equity	757,660.00	757,660.00
Restricted Capital	200,492.00	200,492.00
Retained Earnings	11,505,993.23	11,893,207.25
Total Equity	<u>12,464,145.23</u>	<u>12,851,359.25</u>
TOTAL LIABILITIES AND EQUITY	<u>34,148,391.52</u>	<u>36,905,326.60</u>

Prepared by:  **Bon Carlo M. Melocoton, CPA**
 Senior Accounting Processor A


Reviewed by:  **Derna E. Dumasis, MMPA**
 Chief - AFC Section

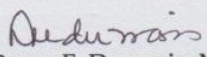
Approved by:  **Carol S. Tolentino, CPA, MMPA**
 General Manager


Republic of the Philippines
METRO MIDSAYAP WATER DISTRICT
 007 Poblacion 8, Midsayap, North Cotabato

STATEMENT OF FINANCIAL OPERATIONS
 FOR THE MONTH ENDED SEPTEMBER 30, 2014

	2014	
	September	August
REVENUES		
Business Income	1,217,033.40	1,098,622.46
Other General Income	29,864.25	31,208.78
Total Revenues	1,246,897.65	1,129,831.24
EXPENSES		
Personal Services		
Salaries and Wages	501,804.00	501,194.00
Other Compensation	104,125.95	129,570.00
Personnel Benefit Contributions	71,880.78	71,880.78
Other Personal Benefits	2,464.00	(18,473.48)
Maintenance and Other Operating Expenses		
Traveling Expenses	11,044.00	16,208.00
Supplies and Materials Expenses	56,813.81	69,235.38
Utility Expenses	98,122.47	115,127.92
Communication Expenses	12,865.47	20,193.38
Advertising Expenses	5,363.55	10,043.90
Representation Expenses	6,350.00	6,350.00
Transportation and Delivery Expenses	1,226.00	1,094.00
Professional Services	202,755.43	125,286.57
Repairs and Maintenance	174,904.77	200,520.33
Extraordinary and Miscellaneous Expenses	10,233.04	5,722.40
Taxes, Insurance Premiums and Other Fees	47,926.74	56,463.11
Bad Debts Expenses	490.94	(3,412.94)
Depreciations	144,843.78	144,843.78
Financial Expenses		
Financial Expenses	180,896.94	182,161.19
Total Expenses	1,634,111.67	1,634,008.32
NET INCOME (LOSS)	(387,214.02)	(504,177.08)


 Prepared by: Bon Carlo M. Melocoton, CPA
 Senior Accounting Processor A


 Reviewed by: Derna E. Dumasis, MMPA
 Chief - AFC Section


 Approved by: Carol S. Tolentino, CPA, MMPA
 General Manager

Republic of the Philippines
METRO MIDSAYAP WATER DISTRICT
 007 Poblacion 8, Midsayap, North Cotabato

STATEMENT OF CASH FLOWS
 FOR THE MONTH ENDED SEPTEMBER 30, 2014

	2014	
	September	August
CASH FLOWS FROM OPERATING ACTIVITIES		
Cash Inflows		
Receipts from Trade Receivables	2,288,186.24	2,061,383.98
Receipts from Other Receivables	27,416.35	13,977.60
Receipts from Miscellaneous Income	155,646.73	127,029.71
Receipts from Employees	4,534.45	8,779.60
Concessionaires Deposits and Advance Payments	19,473.53	29,150.87
Unreleased, Hold, Cancelled Checks	-	921,489.44
Total Operating Cash Inflows	<u>2,495,257.30</u>	<u>3,161,811.20</u>
Cash Outflows		
Payment of Operating Expenses	526,765.67	530,103.77
Payment of Trade Payables	799,043.53	869,834.85
Remittances to Government Agencies	111,214.74	219,673.47
Purchase of Supplies	14,901.00	7,994.00
Miscellaneous Disbursements	228,143.91	216,832.72
Recognition of Unreleased, Hold Checks	2,896,562.95	-
Total Operating Cash Outflows	<u>4,576,631.80</u>	<u>1,844,438.81</u>
Total cash provided (used) for operating activities	<u>(2,081,374.50)</u>	<u>1,317,372.39</u>
CASH FLOWS FROM INVESTING ACTIVITIES		
Cash Outflows		
Acquisition of various PPE	-	-
Total Investing Cash Outflows	<u>-</u>	<u>-</u>
Total cash provided (used) for investing activities	<u>-</u>	<u>-</u>
CASH FLOWS FROM FINANCING ACTIVITIES		
Cash Outflows		
Payment of LWUA Loans	169,123.06	167,838.81
Payment of Interest and Other Financial Charges	180,896.94	182,161.19
Total Financing Cash Outflows	<u>350,020.00</u>	<u>350,000.00</u>
Total cash provided (used) for financing activities	<u>(350,020.00)</u>	<u>(350,000.00)</u>
TOTAL CASH INFLOWS (OUTFLOWS)	(2,431,394.50)	967,372.39
Add: Cash Balance, Beginning	3,704,265.35	2,736,892.96
Cash Balance Ending	<u>1,272,870.85</u>	<u>3,704,265.35</u>

Prepared by: Bon Carlo M. Melocoton, CPA
 Senior Accounting Processor A


Reviewed by: Derna E. Dumasis, MMPA
 Chief - AFC Section

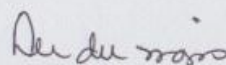
Approved by: Carol S. Tolentino, CPA, MMPA
 General Manager


Republic of the Philippines
METRO MIDSAYAP WATER DISTRICT
 007 Poblacion 8, Midsayap, North Cotabato

STATEMENT OF CHANGES IN EQUITY
 FOR THE MONTH ENDED SEPTEMBER 30, 2014

	Government Equity	Restricted Capital	Retained Earnings	TOTAL
Balances as of June 30, 2014	757,660.00	200,492.00	12,841,954.43	13,800,106.43
* OR# 325324M - Revert to the MMWD General Fund the Provident Fund Employer Share	-	-	200,000.00	200,000.00
* DV# 6697M - Refunded application fee of Mr. Florencio Jumamil	-	-	(1,305.00)	(1,305.00)
* Net Income (Loss) for the period	-	-	(641,960.10)	(641,960.10)
Balances as of July 31, 2014	757,660.00	200,492.00	12,398,689.33	13,356,841.33
* Refund of Application Fee per DV#6720	-	-	(1,305.00)	(1,305.00)
* Net Income (Loss) for the period	-	-	(504,177.08)	(504,177.08)
Balances as of August 31, 2014	757,660.00	200,492.00	11,893,207.25	12,851,359.25
* Net Income (Loss) for the period	-	-	(387,214.02)	(387,214.02)
Balances as of September 30, 2014	757,660.00	200,492.00	11,505,993.23	12,464,145.23

Prepared by: 
Bon Carlo M. Melocoton, CPA
 Senior Accounting Processor A

Reviewed by: 
Derna E. Dumasis, MMPA
 Chief - AFC Section

Approved by: 
Carol S. Tolentino, CPA, MMPA
 General Manager