


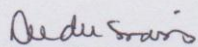
Republic of the Philippines
METRO MIDSAYAP WATER DISTRICT
007 Poblacion 8, Midsayap, North Cotabato


STATEMENT OF FINANCIAL POSITION
AS OF SEPTEMBER 30, 2013

(with comparative figures from previous month)

	2013	
	September	August
ASSETS		
Current Assets		
Cash and Cash Equivalents	1,688,939	2,042,047
Receivables, net	5,372,428	2,649,355
Inventories, net	1,779,192	1,467,363
Other Current Assets	261	1,713
Total Current Assets	8,840,820	6,160,477
Non Current Assets		
Sinking Fund	338,987	338,987
Property, Plant and Equipment, net	27,122,397	27,053,998
Other Assets	46,652	9,327,276
Total Non Current Assets	27,508,036	36,720,261
TOTAL ASSETS	36,348,855	42,880,738
LIABILITIES AND EQUITY		
Liabilities		
Payables	659,816	1,724,049
Government Agency Payables	86,086	69,596
Other Current Liabilities	1,003,043	991,348
Loans Payable	16,755,817	21,788,605
Deferred Credits	414,079	413,947
Total Liabilities	18,918,840	24,987,545
Equity		
Government Equity	757,660	757,660
Restricted Capital	200,492	200,492
Retained Earnings	16,471,863	16,935,041
Total Equity	17,430,015	17,893,193
TOTAL LIABILITIES AND EQUITY	36,348,855	42,880,738

Prepared by:  **Bon Carlo M. Melocoton, CPA**
Senior Accounting Processor A

Reviewed by:  **Derna E. Dumasis**
Administrative, Finance & Commercial Section Chief

Approved by:  **Carol S. Tolentino, CPA**
General Manager

Republic of the Philippines
METRO MIDSAYAP WATER DISTRICT
 007 Poblacion 8, Midsayap, North Cotabato

STATEMENT OF FINANCIAL OPERATIONS
 FOR THE MONTH ENDED SEPTEMBER 30, 2013
 (with comparative figures from previous month)

	2013	
	September	August
REVENUES		
Business Income	1,860,705	2,172,951
Other General Income	41,325	54,530
Gains/Loss	(4,555)	-
Total Revenues	1,897,474	2,227,481
EXPENSES		
Personal Services		
Salaries and Wages	443,674	439,724
Other Compensation	78,584	121,788
Personnel Benefit Contributions	-	116,703
Other Personal Benefits	25,853	23,266
Maintenance and Other Operating Expenses		
Traveling Expenses	17,544	28,867
Training and Scholarship Expenses	19,746	3,994
Supplies and Materials Expenses	256,251	142,454
Utility Expenses	271,806	244,898
Communication Expenses	20,718	4,602
Membership Dues	1,800	-
Advertising Expenses	3,460	2,794
Representation Expenses	7,225	7,100
Transportation and Delivery Expenses	291	676
Professional Services	194,282	185,411
Repairs and Maintenance	109,040	149,678
Subsidies and Donations	-	2,500
Extraordinary and Miscellaneous Expenses	12,203	4,716
Taxes, Insurance Premiums and Other Fees	49,503	73,950
Bad Debts Expenses	1,577	(2,917)
Depreciations	144,597	148,388
Financial Expenses		
Financial Expenses	(191,694)	207,416
Total Expenses	1,466,460	1,906,008
NET INCOME (LOSS)	431,014	321,473

Prepared by: Bon Carlo M. Melocoton, CPA
 Senior Accounting Processor A

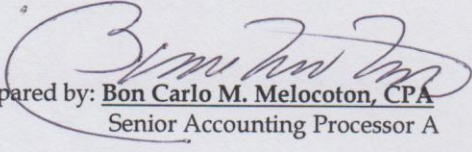
Reviewed by: Derna E. Dumasis
 Administrative, Finance & Commercial Section Chief

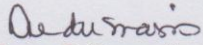
Approved by: Carol S. Tolentino, CPA
 General Manager


Republic of the Philippines
METRO MIDSAYAP WATER DISTRICT
 007 Poblacion 8, Midsayap, North Cotabato

STATEMENT OF CASH FLOWS
 FOR THE MONTH ENDED SEPTEMBER 30, 2013
 (with comparative figures from previous month)

	2013	
	September	August
CASH FLOWS FROM OPERATING ACTIVITIES		
Cash Inflows		
Receipts from Trade Receivables	1,892,157	1,992,194
Receipts from Other Receivables	30,772	31,363
Receipts from Miscellaneous Income	66,593	117,178
Receipts from Employees	4,795	532
Concessionaires Deposits and Advance Payments	14,316	23,750
Total Operating Cash Inflows	2,008,633	2,165,017
Cash Outflows		
Payment of Operating Expenses	745,925	877,866
Payment of Trade Payables	220,132	632,038
Remittances to Government Agencies	35,773	213,225
Purchase of Supplies	-	38,898
Miscellaneous Disbursements	220,497	35,833
Adjustments per COA AOM 13-003 and 006 (2012)	779,594	-
Total Operating Cash Outflows	2,001,921	1,797,859
Total cash provided (used) for operating activities	6,712	367,158
CASH FLOWS FROM INVESTING ACTIVITIES		
Cash Outflows		
Acquisition of various Property and Equipment	9,820	-
Total Investing Cash Outflows	9,820	-
Total cash provided (used) for investing activities	(9,820)	-
CASH FLOWS FROM FINANCING ACTIVITIES		
Cash Outflows		
Payment of LWUA Loans	350,000	114,419
Payment of Interest and Other Financial Charges	-	207,416
Total Financing Cash Outflows	350,000	321,835
Total cash provided (used) for financing activities	(350,000)	(321,835)
TOTAL CASH INFLOWS (OUTFLOWS)	(353,108)	45,323
Add: Cash Balance, Beginning	2,042,047	1,996,724
Cash Balance, Ending	1,688,939	2,042,047

Prepared by: 
 Senior Accounting Processor A

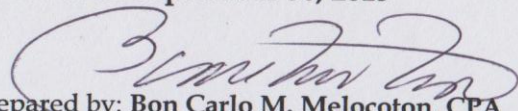
Reviewed by: 
 Administrative, Finance & Commercial Section Chief

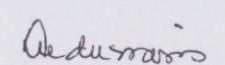
Approved by: 
 General Manager


Republic of the Philippines
METRO MIDSAYAP WATER DISTRICT
 007 Poblacion 8, Midsayap, North Cotabato

STATEMENT OF CHANGES IN EQUITY
 FOR THE MONTH ENDED SEPTEMBER 30, 2013
 (with comparative figures from previous month)

	Government Equity	Restricted Capital	Retained Earnings	TOTAL
Balances as of May 31, 2013	757,660	200,492	16,395,964	17,354,116
* Net Income (Loss) for the period	-	-	170,394	170,394
Balances as of June 30, 2013	757,660	200,492	16,566,358	17,524,510
* Net Income (Loss) for the period	-	-	26,515	26,515
Balances as of July 31, 2013	757,660	200,492	16,592,873	17,551,025
* Staled Check 772033; DV# 4634	-	-	800	800
* Staled Check 793451; DV# 4968	-	-	19,895	19,895
* Net Income (Loss) for the period	-	-	321,473	321,473
Balances as of August 31, 2013	757,660	200,492	16,935,040	17,893,192
* Adjustment per AOM 13-003/006 (2012); Reverse entry made in 2012	-	-	(894,192)	(894,192)
* Net Income (Loss) for the period	-	-	431,014	431,014
Balances as of September 30, 2013	757,660	200,492	16,471,863	17,430,015

Prepared by: 
Bon Carlo M. Melocoton, CPA
 Senior Accounting Processor A

Reviewed by: 
Derna E. Dumasis
 Administrative, Finance & Commercial Section Chief

Approved by: 
Carol S. Tolentino, CPA
 General Manager